


# ALPHA

## Order Fulfillment



## Table of contents

**01**

What is AOF?

**02**

How it works

**03**

Feature Highlights

**04**

Benefits

**05**

Who is it for?

**06**

Next Steps

A worker in a warehouse wearing a tan vest over a blue shirt is packing a cardboard box. The background shows rows of boxes on shelves. A red vertical bar is at the top center.

# What is AOF?

Curious about Alpha Order Fulfillment, or AOF for short?  
It's time to demystify this cutting-edge concept that's  
transforming the way businesses handle their orders.



**What is AOF?**

# Introduction

This application is specifically crafted to showcase seamless order fulfillment, utilizing Sitecore OrderCloud as its backend infrastructure. The core idea revolves around empowering store staff to receive and efficiently process orders through their smart devices or computers, guiding them through every step until fulfillment is achieved.

A worker in a warehouse setting, wearing a blue long-sleeved shirt and a tan safety vest, is handling a large cardboard box. The background shows a warehouse with many boxes stacked on shelves. A large red vertical bar is positioned at the top center of the image.

# How it works

Let's take a closer look at how this innovative system operates and uncover the mechanics that drive its functionality.

How it works

# Overview

A top-level view of how the Alpha Order Fulfillment system operates.



## Select Orders

After logging in, you will see a list of orders ready for picking and the store to which you're connected. Assign the orders you intend to pick and start packing them.



## Packing lists

After assigning the order to yourself, you can view all order details and print the packing list for item pickup.



## Pick up items

Next, pick up the items based on the order list you just printed. You can sort items if they are out of stock and/or substitute them with alternatives.






## Check off items

After retrieving and packaging the items, it's time to check off those items complete within the app.



## Complete Order

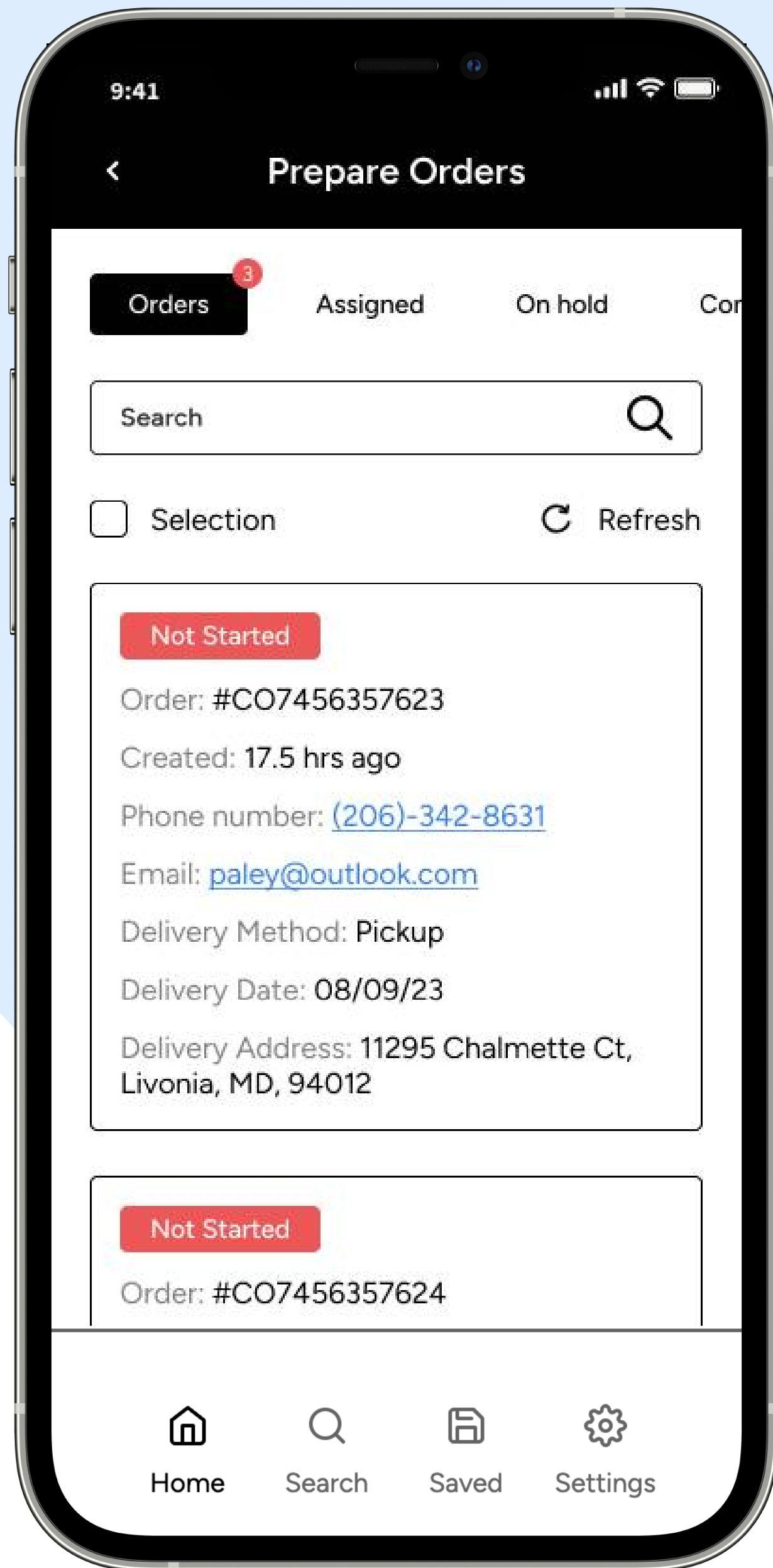
Finally its time to mark the order as 'complete' in the app, and the order will transition into the 'completed' queue.



A person wearing a blue long-sleeved shirt and a tan work vest is standing in a warehouse, packing cardboard boxes. The background shows rows of stacked boxes. A large red rounded rectangle is positioned at the top center of the image. The text 'Feature Highlights' is overlaid in a large, bold, red font.

# Feature Highlights

Let's dive into the core functions of the app.



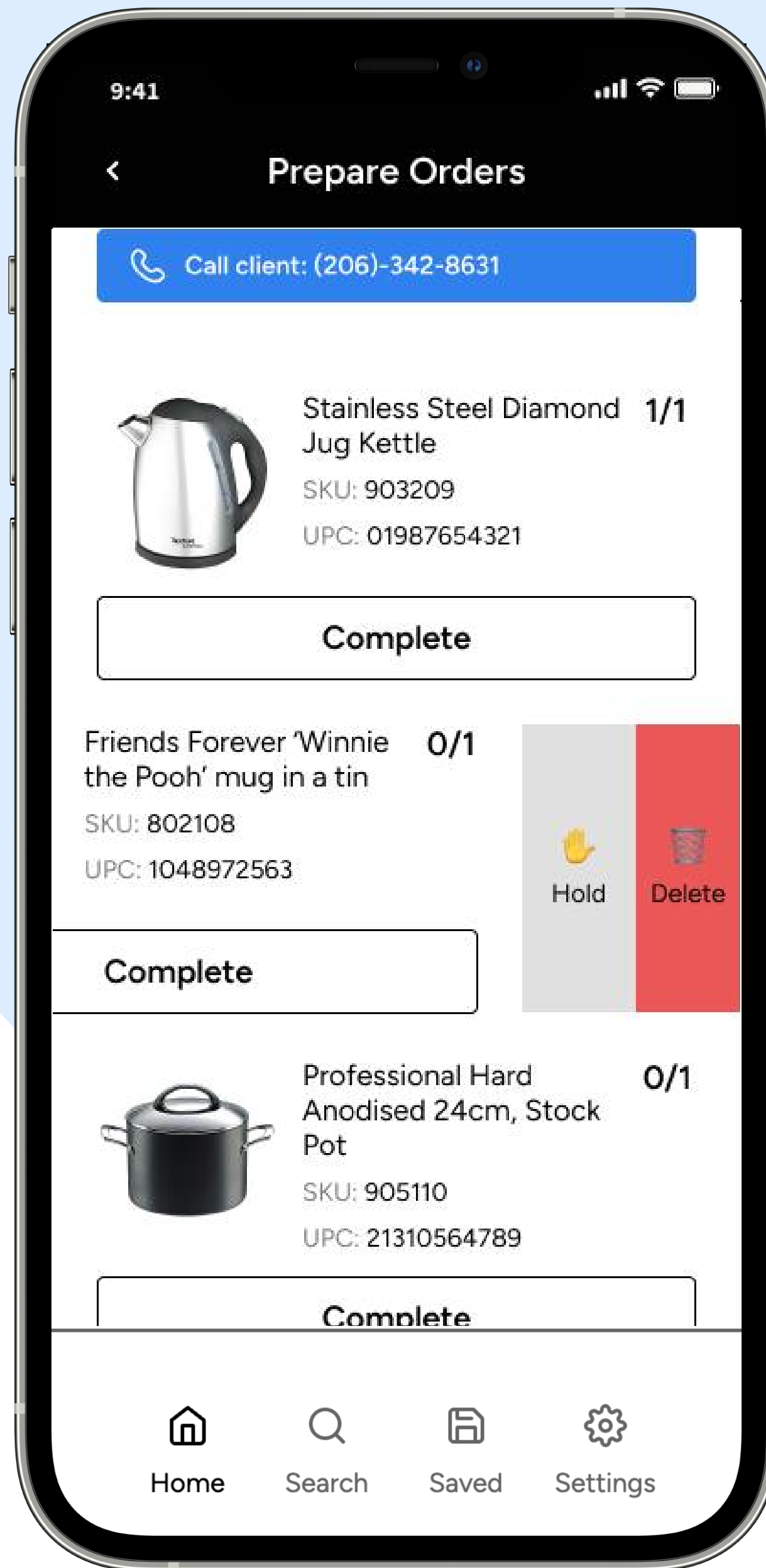
## Feature Highlights

# Order Management

The orders listed will depend on the user's login and the assignment to the corresponding store. From here, employees can assign orders that are ready for picking, put them on hold, easily call customers, and more.

At the top of the app, there are quick actions to navigate the orders based on their status.



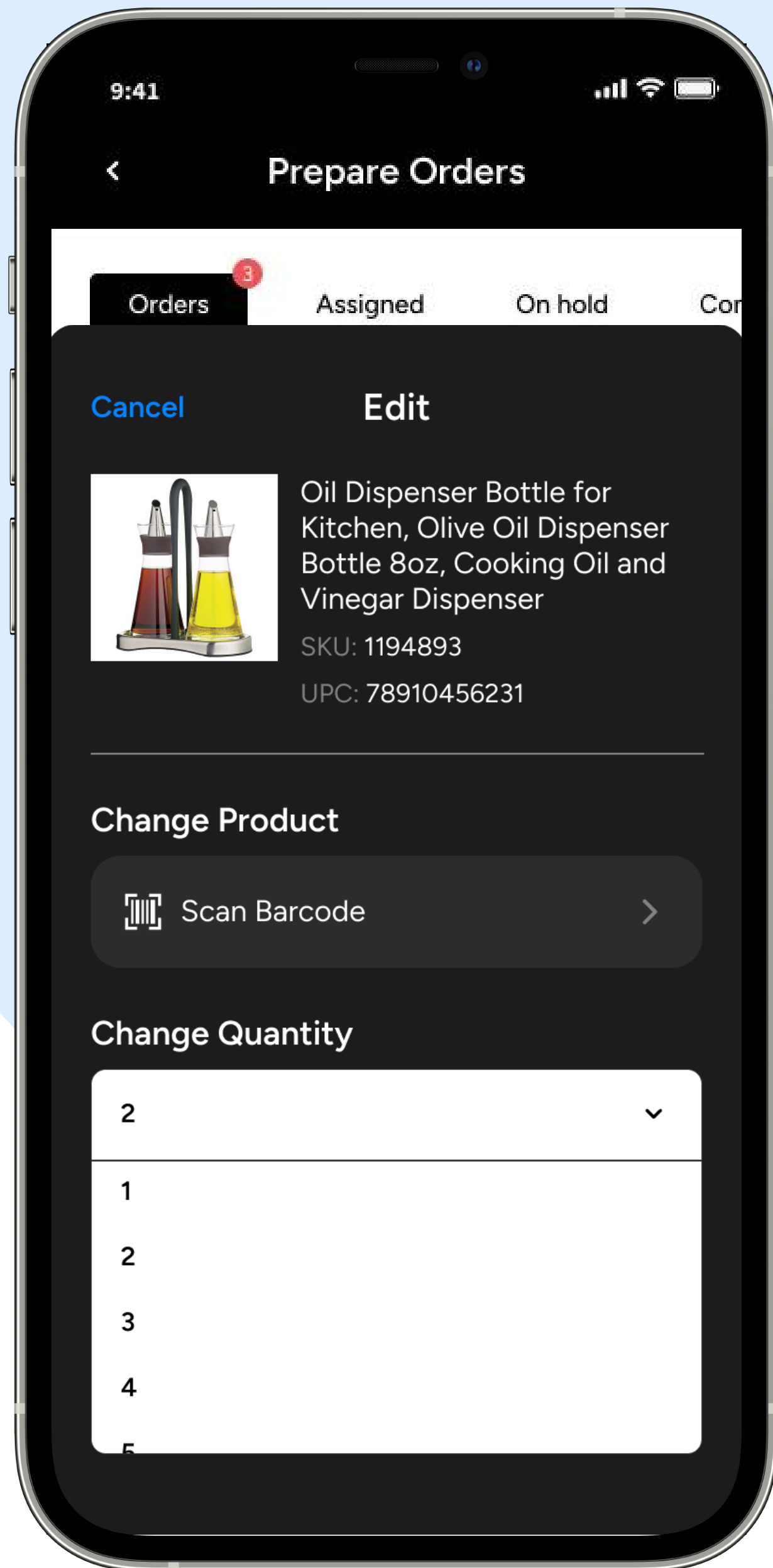


## Feature Highlights

# Item Handling

Each line item can be handled one by one, and the order can be modified if it's configured to allow it. This depends on what rules and policies you have configured as part of the setup.

Actions include, but are not limited to, putting order on "Hold" or fully delete the order.



## Feature Highlights

# Shorting & Substitution

In the perfect world, customers always get exactly what they order - and the fulfillment is lean and perfect. In the real world, inventory might not be accurate and orders will have to be modified.

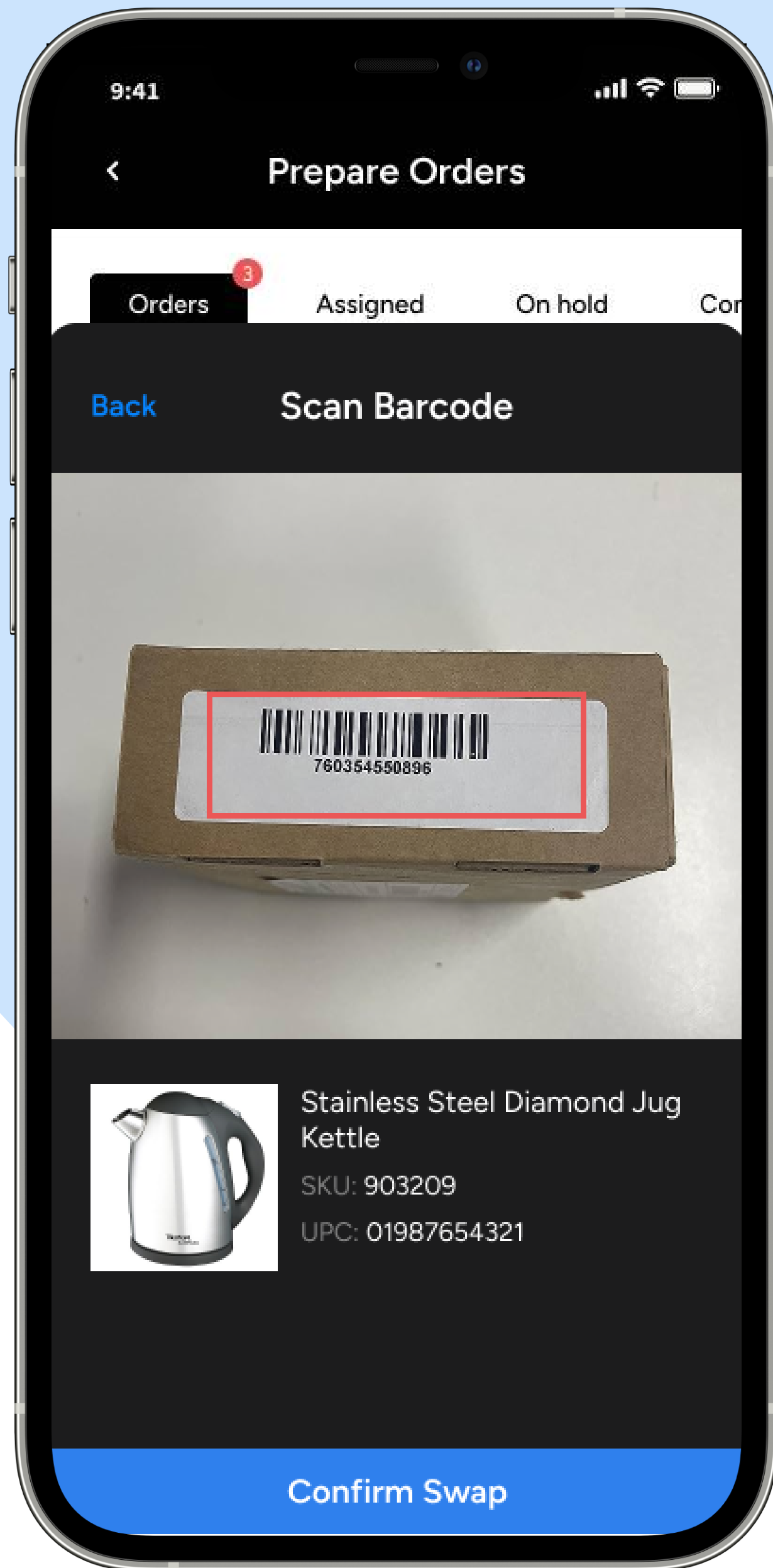
AOF makes it possible to modify quantities as well as substitute individual items if needed. This includes barcode scanning to make it as fast and easy as possible.



## Feature Highlights

# Print Packaging List

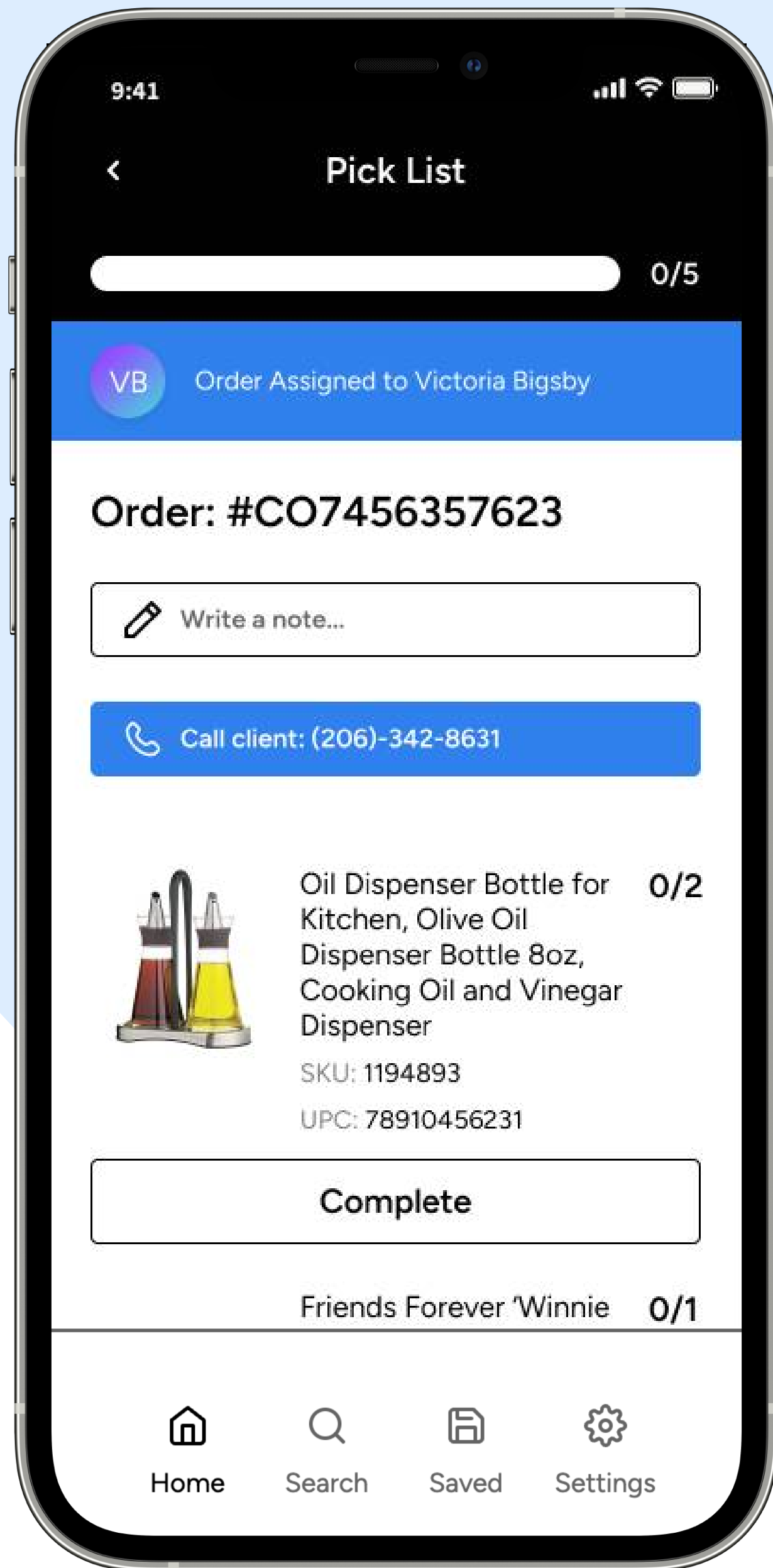
This list serves as a helpful document that includes details of all the products in a given order. It can be useful for order verification, organization, and ensuring that the correct items are included in the package before it's shipped to the customer.



## Feature Highlights

# Barcode Scan & Search

When you need to modify an order by replacing products, the AOF App offers the convenience of barcode scanning, ensuring a remarkably simple and fast order picking process. Alternatively, you can switch products using a straightforward product search.



## Feature Highlights

# Effortless Client Contact

While the need to modify orders is often unavoidable, companies may have varying procedures and policies to address this issue. AOF offers easy customization, and as a standard feature, it allows you to effortlessly tap the customer's phone number to directly contact the client.

A worker in a warehouse, wearing a blue long-sleeved shirt and a tan vest, is packing cardboard boxes. The worker is standing at a conveyor belt or packing station, with several boxes visible. The background shows a large warehouse with many boxes stacked on shelves. A large red vertical bar is positioned at the top center of the image.

# Benefits

Let's explore why this app stands out and offers unique advantages compared to its counterparts.

## Benefits

# Savings Made Simple

## Enhancing Efficiency and Customer Satisfaction While Reducing Costs


The efficiency of the system not only reduces errors and ensures swift order processing, resulting in heightened customer satisfaction, but it also brings transparency to the process. This transparency enhances communication and offers customers accurate estimated delivery times, effectively reducing anxiety and enhancing their overall experience.

Customizing AOF is effortless from its foundation. Every company has unique workflows, so customization is expected, and the chosen technology fully supports it.



### Efficient Order Management

AOF is a core part of streamlining the entire order management process.



### Real-Time Order Tracking

As AOF is used for updates of the Order Status - it can be used to send real-time updates back to Sitecore OrderCloud (or a middleware) for updates directly to the customer.

A worker in a warehouse is shown packing boxes. The worker is wearing a blue long-sleeved shirt and a tan vest. They are standing at a conveyor belt or packing station, with their hands on a cardboard box. The background is filled with stacks of boxes, suggesting a busy warehouse environment. The lighting is somewhat dim, and the overall tone is dark. A large red vertical bar is positioned at the top center of the image.

**Who is it for?**



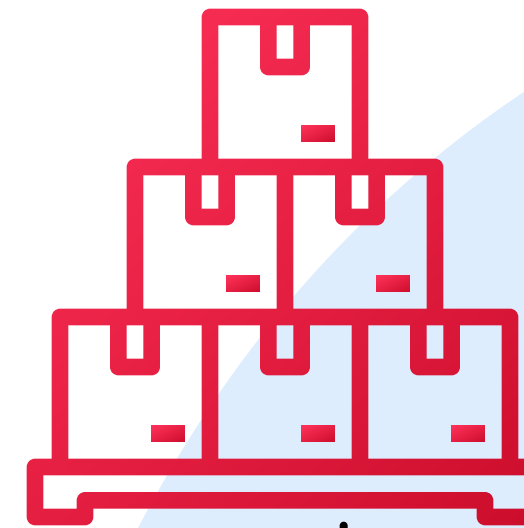
Who is it for?

# Use cases



## Retail Stores

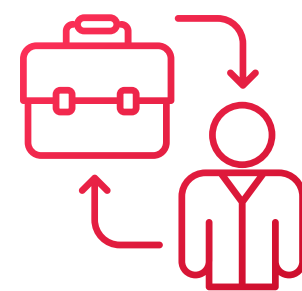
Retail stores where fulfillment is handled directly from each store - not delivering directly from central warehouses.



## Warehouses

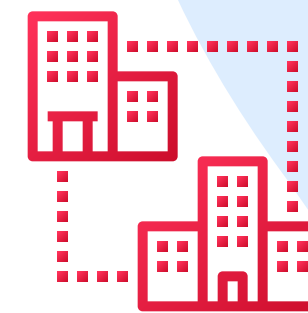
The AOF app works the same way whether it's a small warehouse, like a retail store, or a large warehouse.

Customization is simple to do with AOF, and location mapping, and specific warehouse specifications can optimize the process even more.



## B2C

The B2C use case is clear, especially when the web storefront is powered by Sitecore OrderCloud. In this case, no catalog or inventory synchronization is needed; it just works.



## B2B

The B2B scenario can be managed just as effectively. While order types, line-item numbers, and quantities may vary widely, the core functionality remains consistent.

A worker in a warehouse is shown packing boxes. The worker is wearing a blue long-sleeved shirt and a tan vest. They are standing at a conveyor belt or packing station, with their hands on a cardboard box. The background is filled with stacks of boxes, suggesting a busy warehouse environment. The lighting is somewhat dim, and the overall tone is professional and focused.

# Next Steps



## Next Steps

# Contact Us

Curious on how AOF would work for your business?  
Contact us today and find out.

Our contact information:

Alpha Solutions

[www.alpha-solutions.com](http://www.alpha-solutions.com)

[+1 \(347\) 338-2220](tel:+13473382220)

[info@alpha-solutions.com](mailto:info@alpha-solutions.com)

A person is holding a rectangular gift wrapped in light brown paper with a red and white striped ribbon. The gift is centered in the frame. Overlaid on the image is a dark red semi-transparent background. At the top center, there is a red rounded rectangular shape. In the center, the words "Thank you" are written in a bold, red, sans-serif font.

**Thank you**